

TAKE FREE

Experiences in **KOBE**

Travel Guide **KOBE**

ENGLISH



Yumoto Zaka Slope, Arima Hot Spring



CITY

The city where the history and modern culture co-exist

One of Japan's major cosmopolitan cities, Kobe has been thriving as a gateway to the world since its port opened in 1868.

Just outside Sannomiya, the center of Kobe, lies the waterfront area with cutting-edge facilities as well as areas with historical ambience such as Kyukyoryuchi, the former foreign settlement, Kitano district, the former foreign residence district, and Nankinmachi, Kobe's Chinatown.

Explore the beautiful city with a perfect blend of history and contemporary culture.





NATURE

The ocean and mountains lying close to the city

Another charming aspect of Kobe is that nature is just around the corner.

Mt. Rokko overlooking the city, Suma Beach with its beautiful white sand and green pine trees, the traditional landscape in Ogo, where you can enjoy peaceful countryside scenery...

These are all within 30 minutes of the city center by car or train.

Lying so close to nature, Kobe offers visitors a wonderful experience.





C U I S I N E

Diverse food culture that has developed in its own unique way

Kobe's food culture has developed as a blend of various foreign influences.

World-famous Kobe beef and Japanese sake,

Yoshoku dishes created by adding a Japanese touch to Western meals,

Sobameshi, one of Japan's famous local dishes...

The list of recommended foods goes on and on. Enjoy a variety of delicious dishes to your heart's content.





RELAXATION

Seek healing at one of Japan's three ancient hot springs

Arima Hot Spring is well known as a historical spa resort that has been loved by great minds for more than 1,000 years.

It is considered to have great health benefits,

as it contains seven out of nine spring qualities designated by the national government.

Refresh yourself at the spa, then take a stroll at Yumoto Zaka Slope lined with eateries and gift shops, visit a cafe where Geiko (Geisha) perform... Enjoy everything this spa resort has to offer.



TRAVEL TIPS

KOBE Free Wi-Fi

Public wireless LAN service is available at various locations in Kobe City, including the airport, train stations and restaurants.



Hotel Booking

This is a good website for hotel searches and booking in Kobe City. Search with preferences such as proximity to the airport, a station, or a sightseeing spot.



Tourist Information Center

Kobe Information Center

- Hours: 9:00am - 6:00pm
- Days Closed: Year-end and New Year holidays

Shin-Kobe Station Tourist Information Center

- Hours: 9:00am - 5:00pm
- Days Closed: Year-end and New Year holidays

Kitano Tourist Information Center

- Hours: 9:00am - 6:00pm (from March to October)
9:00am - 5:00pm (from November to February)
- Days Closed: Year-end and New Year holidays

Arima Onsen Tourist Information Center

- Hours: 9:30am - 5:00pm
- Days Closed: None

All-you-can-visit passport to tourist facilities in Kobe City



KOBE TOURISM SMART PASSPORT

This is an easy-to-use ticket that allows you to visit around 50 tourist facilities in Kobe City.



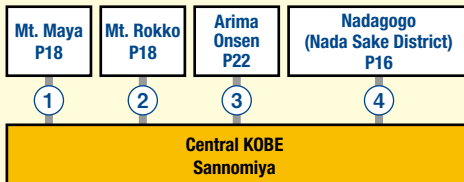
Enjoy Kobe with a tour guide

KOBE GUIDE TOUR

Get information on guided tours that visitors can join at ease.



ACCESS GUIDE



① To Mt. Maya (approx. 1 hr.)



Bus

Sannomiya Sta. Terminal → (Kobe City Bus 18) → Maya Cable-shita → (Maya Viewline) → Hoshi no Eki Sta.

② To Mt. Rokko (approx. 1 hr.)



Train/Bus

▶ Sannomiya Sta. → (JR Kobe Line) → Rokkomichi Sta. → (Kobe City Bus 16, 106) → Rokko Cable Shita → (Rokko Cable Car) → Rokko Cable Sanjo Sta.

③ To Arima Onsen (30 min. by train, 45 min. by bus)

By train or bus



Train

▶ Sannomiya Sta. → (Kobe Municipal Subway) → Tanigami Sta. → (Kobe Electric Railway) → Arimaguchi Sta. → (Kobe Electric Railway) → Arima Onsen Sta.



Bus

▶ Sannomiya Bus Terminal → (Honshi Kaikyo Bus, JR Bus) → Arima Onsen

④ To Nadagogo (Nada Sake District) (6-10 min.)



Train

▶ Kobe Sannomiya Sta. → (Hanshin Railway) → Ishiyagawa Sta., Sumiyoshi Sta., Uozaki Sta.

8 Bridge World for Akashi-Kaikyo Bridge / Akashi-Kaikyo BRIDGE EXHIBITION CENTER (P26)

9 Maiko Marine Promenade (P26)



Akashi-Kaikyo Bridge



KOBE CITY MAP



- 16 Ogo Honjin Ruin (P27)
- 15 glicopia KOBE (P26)
- 10 Kobe Winery (P26)
- 7 Akashi Kaikyo National Government Park – Kobe Area (P25)
- 4 Taisanji Temple (P25)
- 5 Suma Rikyu Park (P25)
- 1 Sumadera Temple (P25)
- 2 Goshikizuka Tumulus (P25)
- 11 KOBE SUMA SEA WORLD (P26)
- 6 Sumaura Sanjo Yuen Park (P25)
- 14 MITSUI OUTLET PARK MARINE PIA KOBE (P27)

- 16 KOBE-SANDA PREMIUM OUTLETS® (P27)
- 12 Michi-no-Eki KOBE Fruit & Flower Park Ozo (P26)

Arima Onsen (P22)

Mt. Rokko & Mt. Maya (P18)

Eastern KOBE (Nada Sake District) (P16)

Central KOBE (P8)

To Kansai International Airport → Bay Shuttle

31 things

to do in *Kobe*

Here are 31 must-have experiences for tourist to discover the charm of Kobe more thoroughly and efficiently.

Choose your favorite spots and make your own travel plans!

🕒 Hours 🗓 Day(s) Closed 💰 Fee 📍 Access ➡️ Period 🗺 Meeting point

*Some facilities may be closed during the year-end and New Year holidays, and/or temporarily closed without prior notice. Also, some may be open even on regular holidays during busy seasons. Please check the facility's website before visiting.

Central Kobe

The central Kobe area extending from Sannomiya to the waterfront hosts various attractions, from sophisticated, cutting-edge facilities to spots with magnificent views that are easily accessible from the city center. It's a great place to start when exploring Kobe!

01 Spend time in a photogenic area brimming with port-town scenery



KOBE HARBORLAND 神戸ハーバーランド (MAP P9-1)

With shopping establishments, restaurants and cafes, this area is where visitors can take in all the attractions the harbor city has to offer. It's one of the most photogenic spots in Kobe.

Kobe Cruising Tours

神戸クルージング

A variety of cruising tours off the coast of Kobe, from a casual pleasure boat cruise at a reasonable price to an elegant dinner cruise.



KOBE RESORT CRUISE boh boh KOBE (MAP P9-3)



Welcome to our luxury gourmet cruise -CONCERTO- (MAP P9-4)



KOBE BAY CRUISE Gozabune Atakemaru (MAP P9-5)



The symbol of Kobe Port -Luminous Kobe 2 (MAP P9-6)

Meriken Park メリケンパーク (MAP P9-2)

A waterfront park where you feel the sea breeze. It's surrounded by many Kobe's landmarks such as Kobe Maritime Museum.



Kobe Port Tower

神戸ポートタワー (MAP P9-7)

The tower which is well known as a symbol of Kobe since 1963. Because of the elegance of its appearance, people call it "the Steel Tower Beauty".

🕒 9:00am - 11:00pm (Last entry: 10:30pm)

🗓 None

💰 • Observation floor: ¥1,000 (adults)/¥400 (students)

• Observation floor + Open-air deck: ¥1,200 (adults)/¥500 (students)

*Children under six: Free



BE KOBE Monument BE KOBEモニュメント

Great photo spots in Meriken Park and Port Island. These monuments give a different impression depending on where you take your photo from.



Meriken Park (MAP P9-8)



Port Island Shiosai Park (MAP P9-9)



CITY LOOP

A bus service that loops around the city in about 65 minutes stopping at major tourist attractions. ¥700 for a one-day ticket.



Port Loop

An articulated bus service connecting Shin-Kobe Station and the waterfront area. ¥700 for a one-day ticket.



02 Experience Japan's most advanced technologies at Kobe's prominent facilities



Kobe Port Museum

神戸ポートミュージアム (MAP P9-10)

This is a composite cultural facility newly opened in October 2021. The most notable of its attractions is a theater-type aquarium "AQUARIUM×ART átoa," which allows visitors to have some relaxation time at its fantastic space displaying creatures using scenography and digital art. Other attractions include a food court "TOOTH TOOTH MART FOOD HALL & NIGHT FES" and the "VOYAGE KOBE" bridal service

AQUARIUM×ART átoa

- 🕒 10:00am - 8:00pm (Last entry: 7:00pm) 🗳️ None
- 💰 ¥2,600~¥2,800 for adults, ¥1,500~¥1,600 for elementary school students, ¥500 for pre-school children, free for children under three
- * Fees can vary depending on date, please check website.

TOOTH TOOTH MART FOOD HALL & NIGHT FES

- 🕒 11:00am - 10:00pm (Last call: 9:00pm for food, 9:30pm for drinks)
- 🗳️ Closed irregularly

VOYAGE KOBE

- 🕒 10:00am - 7:00pm 🗳️ Wednesdays



03 Appreciating traditional Japanese techniques and their history

Takekawa Carpentry Tools Museum 竹中木工道具館 (MAP P9-11)



This is a museum specializing in carpentry tools, where you can learn about the history and different kinds of Japanese carpentry tools, sophisticated craftsmanship, and the difference between these and tools from overseas by actually touching them and using your five senses. The full-scale model of a teahouse showing traditional Japanese beauty is a must-see. You can also attend workshops that allow you to experience woodworking and use carpentry tools (see the official website for dates and times).

- 🕒 9:30am - 4:30pm (Last entry: 4:00pm)
- 📅 Mondays (Closed on the following day if Monday is a holiday), Year-end and New Year holidays
- 💰 ¥700 for adults, ¥500 for college and high school students
*Additional charge required for some workshops.



Sorakuen Garden 相楽園 (MAP P9-12)

A traditional Japanese garden evoking a ravine in the mountains is situated in the vast premises measuring about 20,000 square meters. Visitors can appreciate the beautiful landscape while taking a stroll and crossing the stone bridge.

- 🕒 9:00am - 5:00pm (Last entry: 4:30pm)
- 📅 Thursdays (Closed on the following day if Thursday is a holiday), Year-end and New Year holidays
- 💰 ¥300 for adults,
¥150 for junior-high and elementary school students



04 Enjoy unique experiences at the Japanese corporate museums

ASICS Sports Museum

アシックススポーツミュージアム (MAP P9-13)



A museum of ASICS, a sporting goods company from Kobe invites visitors to learn about the world's top athletes and actually touch different kinds of shoes for different sports.

- 🕒 10:00am - 5:00pm (Last entry: 4:30pm)
- 📅 Sundays, Mondays, and national holidays
- 💰 Free

Kawasaki Good Times World

カワサキワールド (MAP P9-14)

Well known as a motorcycle manufacturer, Kawasaki Motors also manufactures a wide variety of other products, including airplanes, railroad vehicles, and robots. This museum offers you a chance to see, touch, and learn about Kawasaki products. Enjoy the thrill of actually sitting on real motorcycles or in a Shinkansen driver's seat.

- 🕒 10:00am - 6:00pm (Last entry: 5:30pm)
- 📅 Mondays (Closed on the following day if Monday is a holiday), Year-end and New Year holidays
- 💰 ¥900 for adults, ¥400 for high, junior-high and elementary school students



05 Visit a healing spot easily accessible from the city center



Kobe Nunobiki Herb Gardens & Ropeway

神戸布引ハーブ園／ロープウェイ (MAP P9-15)

Home to 75,000 flowers and herbs covering about 200 species, this is one of the largest herb gardens in Japan. Take a 10-minute ropeway ride from the city area to enjoy a luxurious time dining at the restaurant and relaxing in a hammock.

- 🕒 Varies seasonally. Check the official website before visiting.
- ❌ None: (Ropeway service may be suspended and the Gardens may be closed due to bad weather or winter maintenance)
- 🎫 Admission fee (ropeway ticket + herb garden admission)
¥2,000 round trip for adults,
¥1,000 round trip for junior-high and elementary school students

Nunobiki Waterfalls

布引の滝 (MAP P9-16)

Nunobiki Waterfalls is the collective name of four falls: Ontaki, Mentaki, Meotodaki and Tsutsumigadaki. A 15-minute hike through the walking path on the mountain side of Shin-Kobe Station will take you to the waterfalls. Ontaki is a magnificent sight, with gushing water falling from the height of 43 meters.

- 🕒 24 hours
- ❌ None
- 🆓 Free



06 Pay a visit to these special shrines to get a goshuin stamp

Kobe Kitano Tenman Shrine

神戸北野天満神社 (MAP P9-17)



One of Kobe's best known sightseeing areas, Kitano is named for this shrine. It stands on a hill overlooking the cityscape of Kobe. They have Japanese plum flower goshuin stamp as well as cute amulets and talismans.

- 🕒 7:30am - 5:00pm (goshuin stamping: 9:00am - 4:50pm)
- ❌ None
- 🆓 Free

IKUTA JINJA

生田神社 (MAP P9-18)

A traditional shrine founded about 1,800 years ago. Its deity is believed to bring luck in finding a good partner, good friends, etc., and there are two kinds of goshuin stamps: monthly and seasonal.

- 🕒 7:00am - 5:00pm (goshuin stamping: 9:00-)
- ❌ None
- 🆓 Free



07 To the place that shows Kobe's history created through the fusion of different cultures

Kobe Kitano Ijinkan-Gai

神戸北野異人館街 (MAP P9-19)



Weathercock House



Uroko House and Observation Gallery



Rhine House



Platon Decorative Arts Museum



Kaori-no-ie Olandakan (Former Wolhin's House)



Moegi House

Many foreign merchants and diplomats settled in this hilly district of Kitano about 150 years ago, and about 30 of their western-style residences, called Ijin-kan, remain. Take a stroll, feeling the unique atmosphere created through the fusion of different cultures. This district also offers a variety of cafés, gift shops, and restaurants serving exotic dishes.

Kobe Muslim Mosque

神戸ムスリムモスク (MAP P9-20)



A mosque founded in 1935 by Muslims living in Kobe. It is said to be the first mosque built in Japan and is visited by many followers of Islam today.

- 🕒 10:00am - 6:00pm
(Friday: 2:00pm - 6:00pm)
*Varies seasonally
- ❌ None
- 🆓 Free

Kobe City Museum

神戸市立博物館 (MAP P9-21)



The museum's nearly 70,000 items include National Treasures excavated in Kobe and articles of Namban art that flourished through trade with Europe in the 16th and 17th centuries.

- 🕒 9:30am - 5:30pm (Last entry: 5:00pm), 9:30am - 7:30pm (Last entry: 7:00pm) on Fridays and Saturdays. Opening hours are subject to change
- ❌ Mondays (Closed on the following weekday if Monday is a holiday)
- 🆓 1F Free / 2F Collection room: ¥300 for adults, ¥150 for college students (Special Exhibition admission fee may vary)

08 Enjoy shopping and dining at one of Kobe's most popular commercial complexes

Kobe Harborland umie

神戸ハーバーランドumie (MAP P9-22-23)



A large commercial complex with nearly 230 fashion retail stores and restaurants. There's a lot to do here to fill your day. Have a nice relaxing lunch while watching the ocean, do some shopping, and hunt for souvenirs. The 50-meter-high Ferris wheel is a must-try.

NORTH MALL / SOUTH MALL

- 🕒 10:00am - 8:00pm (Varies according to the shop)
- ❌ None
- 🆓 Free

MOSAIC

- 🕒 Shops: 10:00am - 8:00pm
Eateries: 11:00am - 10:00pm
(Varies according to the shop)
- ❌ None
- 🆓 Free *Ferris wheel: ¥800 and up

09 Satisfy your appetite with Chinese cuisine at one of the three largest Chinatowns in Japan



Nankinmachi 南京町 (MAP P9-24)

The biggest Chinatown in western Japan. The area is packed with more than 100 shops and restaurants. There are also a lot of food stands selling Dim Sum to go.

10 Enjoy delicious breakfast prepared with ingredients from Kobe

EAT LOCAL KOBE FARMERS MARKET

イトローカルコウベファーマーズマーケット

Farmers, bakers, vendors of local foods and more from Kobe City gather for a market every Saturday. There are eateries where visitors can have breakfast made with ingredients from Kobe. Check the official website or social media for dates and locations.

- 🕒 See the website for dates and times
- 🆓 Free



memo

11 Meet popular anime characters and adorable animals at family-friendly attractions in Kobe!



Kobe Animal Kingdom

神戸どうぶつ王国 (MAP P9-25)

An animal and plant park where visitors are welcome to pet and feed many kinds of animals, including capybaras and alpacas. Their bird performance shows featuring birds flying gracefully overhead are a must-see.

- 🕒 10:00am – 5:00pm (Last entry: 4:30pm)
- ⓧ Thursdays (Open if Thursday is a national holiday)
- 💰 ¥2,200 for adults,
¥1,200 for elementary school students,
¥500 for children aged 4 and 5

KOBE Anpanman Children's Museum & Mall

神戸アンパンマンこどもミュージアム&モール (MAP P9-26)

The museum transports you into the fun world of Japan's popular animation "Soreike! Anpanman." The mall has a lot of shops with character goods and food.

- 🕒 10:00am - 5:00pm (Last entry: 4:00pm)
- ⓧ May be temporarily closed for maintenance, Year-end and New Year holidays
- 💰 ¥2,000 – ¥2,500 for children aged 1 and over
*Free admission to the mall



©Takashi Yanase/Froebel-kan,TMS,NTV

memo

Recommended Route

PLAN
A

Route full of activities,
travelling around port city Kobe

START | Sannomiya Station

- 🚌 Take the Port Loop bus from Sannomiya Sta., approx. 7 minutes
- 🚶 Disembark at Shinkocho, 2 minutes

Have a unique aquarium experience at Kobe Port Museum

Enjoy yourself at this theater-type aquarium "AQUARIUM×ART átoa," which creates a fantastic atmosphere by displaying nearly 100 kinds of creatures using scenography and digital art.



Kobe Port Museum (P9)

- 🚌 Take the Port Loop bus from Shinkocho, approx. 9 minutes
- 🚶 Disembark at Port Tower-mae, walk for 2 minutes

Enjoy a variety of attractions and go on a pleasure boat at Meriken Park

After having fun on a variety of attractions at Kawasaki Good Times World, have a cruise on a Japanese pleasure boat and watch the cityscape.



Kawasaki Good Times World (P10)

KOBE BAY CRUISE
Gozabune Atakemaru (P8)

- 🚌 Take the Port Loop bus at Port Tower-mae, approx. 5 minutes
- 🚶 Disembark at Harborland, walk for 2 minutes

Enjoy shopping and watch the ocean and the city from the Ferris wheel at KOBE HARBORLAND

Shop for souvenirs and enjoy dining at KOBE HARBORLAND umie. Don't forget to ride the MOSAIC Big Ferris Wheel to see the beautiful ocean and the cityscape of Kobe.



Kobe Harborland umie (P12)

GOAL Take the Port Loop bus to Sannomiya Sta.

PLAN
B

Route that lets you experience
Kobe's nature and traditions

START | Shin-Kobe Station

- 🚶 Approx. 15-minute walk from JR Shin-Kobe Station

Hike while enjoying the marvelous view at Nunobiki Waterfalls, which is called an urban oasis



Nunobiki Waterfalls (P11)

A beautiful nature spot accessible by foot from the nearest station. An uphill hike watching the beautiful waterfalls will take you to an observatory that commands a marvelous view. Make sure to wear comfortable clothes for hiking.

- 🚶 Hiking in nature for about 60 minutes

Have a relaxing time at Kobe Nunobiki Herb Gardens full of seasonal herbs

One of the largest herb gardens in Japan. Have a relaxing time viewing seasonal flowers and herbs and dining at the café and restaurant.




Kobe Nunobiki Herb Gardens & Ropeway (P11)

- 🚠 Take the ropeway from Herb Gardens Sancho Station, approx. 10 minutes
- 🚶 Disembark at Herb Gardens Sanroku Station, walk for 10 minutes

Learn about Japan's traditional carpentry techniques at Takenaka Carpentry Tools Museum

A museum that showcases Japan's traditional craftsmanship. Discover Japanese craftsmen's techniques and passion through a variety of interactive exhibits and workshops.



Takenaka Carpentry Tools Museum (P10)

GOAL Enjoy Kobe beef for dinner!

Eastern Kobe

The eastern part of Kobe City hosts Japan's top sake production district, Nadagogo.

This area is also full of artistic places, including lots of museums.

12 Enjoy sake brewed in the top sake producing area in Japan

Nadagogo (Nada Sake District) 灘五郷 (MAP P17-1)



Hakutsuru Sake Brewery Museum



Sawanotsuru Sake Museum

Famed as Japan's top sake production district, Nadagogo comprises sake breweries in Nishigo, Mikagego, and Uozakigo in Kobe City and Nishinomiya and Imazugo in Nishinomiya City. This area produces 25 percent of Japan's sake. Visitors can see the sake storehouse as well as taste and purchase sake.



Hamafukutsuru INJYO-KOUBOU



Kiku-Masamune Sake Brewery Museum

Major Sake Breweries
Sawanotsuru, Kobe Shushinkan,
Kiku-Masamune, Hakutsuru,
Sakuramasamune, Hamafukutsuru,
and more

13 Learn how to prepare for earthquakes

The Great Hanshin-Awaji Earthquake Memorial Disaster Reduction and Human Renovation Institution

阪神・淡路大震災記念 人と未来防災センター (MAP P17-2)



The main exhibits include a diorama of the area, showing how it was destroyed by the Great Hanshin-Awaji Earthquake that occurred in 1995.

🕒 9:30am – 5:30pm (Last entry: 4:30pm)

🗓 Mondays

(Closed on the following day if Monday is a holiday),
Year-end and New Year holidays

💰 ¥600 for adults, ¥450 for college students

14 See adorable animals at the zoo where you can easily spend a whole day



Kobe Oji Zoo 神戸市立王子動物園 (MAP P17-3)

Kobe Oji Zoo features nearly 130 kinds of animals. Popular attractions include feeding times for koalas. A zoological science center and amusement park with a Ferris wheel are located within the grounds.

🕒 March to October: 9:00am – 5:00pm (Last entry: 4:30pm)

November to February: 9:00am – 4:30pm (Last entry: 4:00pm)

🗓 Wednesdays (Open if Wednesday is a national holiday),
Year-end and New Year holidays

💰 ¥600 for high school students and above

*Additional charge required for the rides at the amusement park

15 Immerse yourself in art at museums featuring different genres



Hyogo Prefectural Museum of Art 兵庫県立美術館 (MAP P17-4)

This museum hosts a collection of artworks of modern times by artists associated with Hyogo Prefecture. Its distinctive building was designed by famed Japanese architect Tadao Ando. Unique artworks are displayed outdoors, which is a good photo spot.



- ⌚ 10:00am - 6:00pm (Last entry: 5:30pm)
*Closing time may vary during a special exhibition.
- 📅 Mondays (Closed on the following day if Monday is a holiday)
- 💰 ¥500 for adults, ¥400 for college students
*Admission fee varies during a special exhibition.

Kobe Fashion Museum

神戸ファッション美術館 (MAP P17-5)

This museum houses various materials related to fashion, as well as special exhibitions, which are open to the public.



- ⌚ 10:00am - 6:00pm (Last entry: 5:30pm)
- 📅 Mondays (Closed on the following weekday if Monday is a holiday),
Year-end and New Year holidays
- 💰 Admission fee varies depending on the special exhibition.

Yokoo Tadanori Museum of Contemporary Art

横尾忠則現代美術館 (MAP P17-6)



This museum showcases a variety of artwork by Tadanori Yokoo, who was born in Hyogo Prefecture. It also holds exhibitions of artists associated with Yokoo as well as various themed exhibitions.

- ⌚ 10:00am - 6:00pm (Last entry: 5:30pm)
- 📅 Mondays (Closed on the following weekday if Monday is a holiday)
- 💰 ¥700 for adults, ¥550 for college students



▶ Access

[To Nadagogo] Kobe-Sannomiya Sta. → (Hanshin Main Line) → Disembark at Ishiyagawa Sta., Sumiyoshi Sta., or Uozaki Sta. to access the brewery of your choice


Mt.Rokko&Mt.Maya

Mt. Rokko and Mt. Maya, both easily accessible from central Kobe, full of leisure standing in the middle of nature.

Enjoy the beautiful cityscape of Kobe from observatories.

16 Experience Kobe's panoramic view at one of Japan's most famous best-view spots




Rokko Garden Terrace/Rokko-Shidare Observatory

六甲ガーデンテラス／自然体感展望台 六甲枝垂れ (MAP P19-1)  Close to "Rokko Garden Terrace" on the Rokko Sanjo Bus






Rokko Garden Terrace is a complex facility where visitors can enjoy a great panoramic view. Rokko-Shidare Observatory, featuring a design of "a giant tree standing on top of Mt. Rokko," is lit up by LED lights at night, which is a must-see.

Rokko Garden Terrace

-  Varies according to the shop
-  Varies according to the shop
-  Free

Rokko-Shidare Observatory

-  Varies with the season
-  None
-  ¥1,000 for adults, ¥500 for children age 4 and above and elementary students



Rokko-Shidare Observatory

17 Pay a visit to one of Kobe's spiritual places

Mayasan Tenjoji Temple

摩耶山天上寺 (MAP P19-2)  10-minute walk from Hoshinoeki Sta.



Located on top of Mt. Maya, this temple is popular among locals and tourists for warding off bad luck and bringing good fortune, as well as for pregnancy and smooth childbirth. The mountain itself has been worshipped as sacred.


-  9:00am – 5:00pm
-  None  Free






18 Musical performances by automated instruments in the middle of Mother Nature

Rokko Forest Sound Museum

ROKKO森の音ミュージアム (MAP P19-3)

 Close to "Museum-mae" on the Rokko Sanjo Bus

Visitors can enjoy displays of automated musical instruments and their performances. They can also enjoy sound-related exhibitions in the midst of nature at SIKI Garden.

-  10:00am – 5:00pm (Last entry: 4:30pm)
-  Thursdays, Year-end and New Year holidays
-  ¥1,500 for adults, ¥750 for children aged 4 and above and elementary school students

20 See the breathtaking “ten-million-dollar” night view of Kobe



Kikuseidai

掬星台 (MAP P19-5) 📍 Close to Hoshinoeki Sta. of Maya Viewline

An observatory point in front of the Maya Viewline Hoshinoeki Station. It is accessed by a cable-car and ropeway system. Located at about 700 meters above sea level, it commands a stunning night view of Kobe. It is listed among the top 3 night views in Japan.

- 🕒 24 hours
- ✖ None (Maya Viewline is closed on Tuesdays)
- ✔ None



Tenran Observatory

天覧台 (MAP P19-6) 📍 Close to Rokko Sanjo Sta. of Rokko Cable Car

An observation deck close to Rokko Sanjo Station. It offers an overwhelming panoramic view of Kobe, Osaka and even Wakayama.

- 🕒 7:10am - 9:00pm
- ✖ None
- ✔ None

21 Feel refreshed viewing plants in the area’s magnificent nature



Kobe Municipal Arboretum

神戸市立森林植物園 (MAP P19-8)

This botanical garden showcases trees from all over the world, including Japan and North America, on the vast grounds covering 142.6 hectares. One of the highlights is the 50,000 or so hydrangea plants of 350 varieties, the flower of Kobe, which make a spectacular view when they come into bloom in early summer. Check the website for bus service departing from Sannomiya.

- 🕒 9:00am - 5:00pm (Last entry: 4:30pm)
- ✖ Wednesdays (Closed on the following day if Wednesday is a holiday), Year-end and New Year holidays
- ✔ ¥300 for adults, ¥150 for junior-high and elementary school students

Rokko Alpine Botanical Garden 六甲高山植物園 (MAP P19-7)

📍 Close to “Kozan Shokubutsuen” on the Rokko Sanjo Bus

Located at 865 meters above the sea level near the top of Mt. Rokko and taking advantage of the cool weather, this garden cultivates about 1,500 varieties of alpine and cold-region plants from around the world in near-natural conditions. The natural scenery with seasonal plants such as spring blossoms and autumn foliage is stunning.

- 🕒 10:00am - 5:00pm (Last entry: 4:30pm)
- ✖ Closed irregularly. Closed from late November to mid-March
- ✔ ¥900 for adults, ¥450 for children aged 4 and above and elementary school students







Recommended Route

PLAN

Have fun moving your body in nature, and then relax at an ancient Japanese hot spring

START Rokko Cable-shita Station

-  Take the Rokko Cable Car from Rokko Cable-shita Station, approx. 10 minutes
-  Disembark at Rokko Sanjo Station, arrive at Rokko Cable Sanjo Station
-  Take the Rokko Sanjo Bus from Rokko Cable Sanjo Station, approx. 7 minutes
-  Disembark at "Athletic Park-mae," walk for about 4 minutes

Enjoy obstacle courses at Mount Rokko Athletic Park GREENIA, one of the largest outdoor adventure parks in Japan

One of the largest outdoor adventure parks in Japan with land, water, and air-themed obstacle courses. The four obstacle difficulty levels allow you to try the ones that are best for you. Have a great adventure at GREENIA!



Mount Rokko Athletic Park GREENIA (P19)

 Approx. 7-min walk from Mount Rokko Athletic Park GREENIA


Experience Kobe' s magnificent view from Rokko Garden Terrace




Rokko Garden Terrace (P18)



A best-view spot on top of Mt. Rokko. Enjoy the panoramic view of Kobe City, Akashi-Kaikyo Bridge and Osaka Plains during the day, and the breathtaking "ten-million-dollar" city night view. Have a nice lunch at the restaurant or the café.

 Walk for 7 minutes to arrive at Rokko Sancho Station from Rokko Garden Terrace

 Take Rokko-Arima Ropeway at Rokko Sancho Station, approx. 12 minutes

 Disembark at Arima Onsen, and walk for approx. 11 minutes

Having a foot bath at Kin-no-Yu of Arima Hot Springs will soothe your fatigue.



Kin-no-Yu (P22)



Take a stroll around the hot spring town of Arima, one of the most famed hot springs in Japan. Have a foot bath to heal your fatigue after a day full of activities. Then, take a walk around the town, or enjoy dipping in hot springs.

GOAL

Go to Sannomiya by train or bus. It's wonderful to stay in Arima overnight too!

Arima Onsen

With about 30 minutes by train from Sannomiya or 45 minutes by highway bus takes you to Arima Onsen, one of the three oldest hot springs in Japan. It's fun to experience both Kin-no-Yu and Gin-no-Yu Spas, and then explore the hot spring town.

Characteristics of Arima Hot Springs

Kinsen, the reddish-brown hot spring containing iron and salt, is said to be good for joint pain and blood circulation. Featuring colorless hot spring water with a soft texture, Ginsen is said to enhance the metabolism and prevent hypertension.

22 Soak in Japan's oldest hot springs



Kin-no-Yu 金の湯 (MAP P23-1)

The spa with reddish-brown hot spring water. It has two bathrooms: Ichinoyu, with a motif of bamboo which is indispensable for traditional Arima crafts, and Ninoyu, with an autumn leaf motif.

- 8:00am - 10:00pm (Last entry: 9:30pm)
- ⊗ The second and fourth Tuesday of the month (Closed on the following day if the second and fourth Tuesday is a holiday), New Year's Day
- ¥ ¥650 (weekdays)/¥800 (weekends, holidays) for adults, ¥350 for elementary school students



Gin-no-Yu

銀の湯 (MAP P23-2)

The Spa with Ginsen. Located in a quiet spot surrounded by many temples and shrines, this spa has a relaxing atmosphere. Modeled after a rock bath, this room features an air bubble function whose water bubbles provide pleasant stimulation.



- 9:00am - 9:00pm (Last entry: 8:30pm)
- ⊗ The first and third Tuesday of the month (Closed on the following day if the first and third Tuesday is a holiday), New Year's Day
- ¥ ¥550 (weekdays)/¥700 (weekends, holidays) for adults, ¥300 for elementary school students

23 Visit a café where you can watch Geiko (Geisha) perform while tasting Japanese confectionery

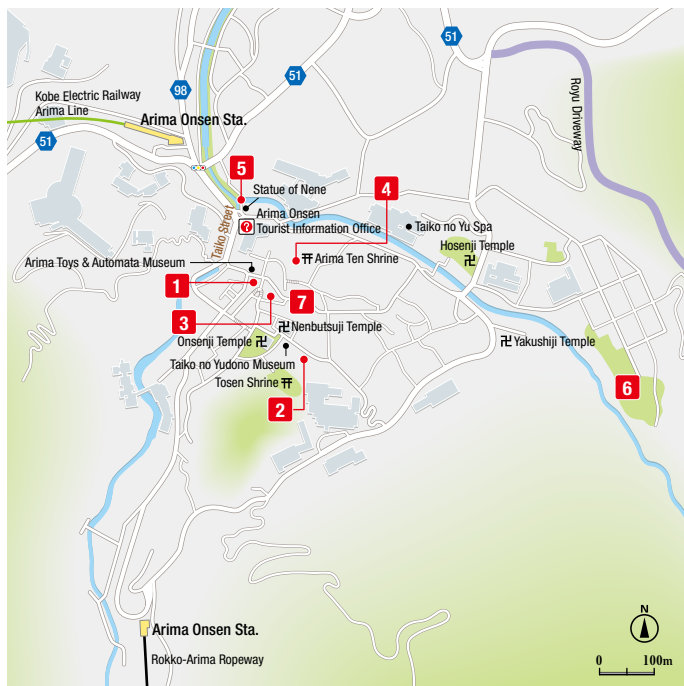
Geiko Café Ito

芸妓カフェ 糸 (MAP P23-3)

A café-bar where visitors can meet Arima Geiko. Watch their dance performance (starting at 12:00pm) and play ozashiki-asobi games with them, while tasting Japanese confectionery, matcha tea and snacks. You are allowed to take pictures with Geiko. Currently, open only on Saturdays and Sundays.

- 11:00am - 3:00pm
*Reservations required for evening hours
- ⊗ Monday to Friday
- ¥1,000 *Except for drinks and snacks





▶ Access

[To Arima Onsen]
(By train) Sannomiya Sta. →
 (Kobe Municipal Subway) →
 Tanigami Sta. → (Kobe Electric Railway)
 → Arimaguchi Sta. → (Kobe
 Electric Railway) → Arima Onsen
(By bus) Sannomiya Bus Terminal
 → (Honshi Kaikyo Bus, JR Bus) →
 Arima Onsen
 (From Mt. Rokko) Rokko Sancho Sta.
 → (Rokko-Arima Ropeway
 <¥1,030 one way for adults, ¥520 one
 way for children>) → Arima Onsen Sta.

24 Tour around photogenic spots in a hot spring town dancing in clouds of steam

Tenjin Spring 天神泉源 (MAP P23-4)



One of the main sources of Arima's hot spring water of about 98 degrees Celsius is located on the grounds of Ten Shrine. Gushing steam from the water supply device and the quiet atmosphere of the shrine are an appealing match.

Nene Bridge ねね橋 (MAP P23-5)



Located in the center of town, this bridge over the Arima river stands out with its beautiful, curved lines and bright red parapet.

Zuihoji Park 瑞宝寺公園 (MAP P23-6)



Famous for its cherry blossoms in spring and colored leaves in autumn, this park's impressive cultural heritage includes a gate relocated from a castle in Kyoto.

25 Get souvenirs of the hot spring town at Yumoto Zaka Slope



Tansan Senbei (Carbonated sweet crackers)

A local Arima Onsen specialty. These simply flavored crackers are made with flour and carbonated hot spring water, and seasoned with sugar and salt.



Arima Ningyo Fude (Doll brushes)

A brush that performs a cute trick: when you stand it up to write, a little doll comes out from the top of the holder. It's good for actual use and as an ornament too.

Yumoto Zaka Slope

湯本坂 (MAP P23-7)

Gift shops and restaurants are lined up along this town's main street, a narrow, meandering street of 400 meters.



Arima's local cider & local craft beer

The cider with fizzy bubbles and the local craft beer made with underflow water from Mt. Rokko.

Arimakago (bamboo baskets)

Traditional Arima handicraft, these flower baskets have been used in the tea ceremony since olden times. Witness the technique of superior craftsmanship in bamboo work with a fine appearance.



memo

The many attractions outside of Kobe include temples and natural parks that are perfect for relaxing.
Go a little farther to have fun and discover something new that even Kobe experts don't know.

26 Visit ancient burial mounds and temples that dot the city



Sumadera Temple 須磨寺 (MAP P7-1)

With a history that stretches back more than 1,100 years, this temple's highlights include a building restored to what it was 600 years ago as well as a vermillion tower. It also has statues of samurai, who fought in a battle here.

- ⌚ 8:30am - 5:00pm
- ✖ None
- 🆓 Free

Goshikizuka Tumulus 五色塚古墳 (MAP P7-2)



- ⌚ 9:00am - 5:00pm
- ✖ None *Mondays from December to March (Closed on the following day if Monday is a holiday)
- 🆓 Free

This is a reproduction of a giant tumulus measuring 194-meter long and 18.8-meter tall that was built in the end of the 4th century. The ancient construction technology is right in front of you.

Hyogo Great Buddha (Nofukuji Temple) 兵庫大仏(能福寺) (MAP P7-3)



One of the three big Buddha statues in Japan, the Hyogo Great Buddha stands on the grounds of a temple founded in 805. The powerful 11-meter tall figure is overwhelming.

- ⌚ 10:00am - 4:00pm
- ✖ None
- 🆓 Free



Taisanji Temple 太山寺 (MAP P7-4)

The main building was reconstructed more than 700 years ago. It is known as the only national treasure building in Kobe City.

- ⌚ 8:30am - 5:00pm
(8:30am - 4:30pm from December to February)
- ✖ None 🆓 ¥300

27 Refresh yourself at parks outside of Kobe City

Suma Rikyu Park

神戸市立須磨離宮公園 (MAP P7-5)



A park built on the site of a former imperial villa. Within the grounds, there is a fountain park with lawns and water canals arranged in geometric pattern, a rose garden, and playground equipment that children can enjoy.

- ⌚ 9:00am - 5:00pm (Last entry: 4:30)
- ✖ Thursdays (Closed on the following day if Thursday is a holiday), Year-end and New Year holidays
- 🆓 ¥400 for adults, ¥200 for junior-high and elementary school students

Sumaura Sanjo Yuen Park 須磨浦山上遊園 (MAP P7-6)



A park on top of the mountain with an observatory looking over the ocean and islands.

- ⌚ 10:00am - 5:00pm
(May change depending on the season.)
- ✖ Tuesdays (Open if Tuesday is a national holiday)
- 🆓 ¥1,800 for adults, ¥1,350 for elementary school students and below

Akashi Kaikyo National Government Park - Kobe Area あい里山公園 (MAP P7-7)

Traditional Japanese rural landscape with old houses and plowed fields spreads out before your eyes. Workshops for various activities, including plowing, are held every day.



- ⌚ 9:30am - 5:00pm *Varies seasonally ✖ Dec 31, Jan 1, and five weekdays in February
- 🆓 ¥450 for adults, free for junior-high school students and below
- *Additional fee required for some programs

28 Learn in detail about Akashi-Kaikyo Bridge, the world's longest suspension bridge



Bridge World for Akashi-Kaikyo Bridge

明石海峡大橋ブリッジワールド (MAP P7-8)

A tour of the off-limits area lets you experience the size of the bridge. You can enjoy the magnificent view from the top of the bridge tower which is 300 meters above the sea. *Reservations required

- 🕒 9:30am - 11:45am, 1:05pm - 3:20pm
- 🚫 Closed from December to March. *Please check the website for more details.
- 💰 ¥5,000 (weekdays)/¥6,000 (weekends, holidays) for adults
¥2,500 (weekdays)/¥3,000 (weekends, holidays) for junior high school students



Akashi-Kaikyo BRIDGE EXHIBITION CENTER 橋の科学館 (MAP P7-8)



This center offers the opportunity to learn about the bridging technology used to construct Akashi-Kaikyo Bridge through exhibitions and video displays. Experiencing bridge inspection work through a VR system is especially popular. (The VR is currently suspended. Please check the availability at the entrance.)

- 🕒 9:15am - 5:00pm (Last entry: 4:30pm)
(Last entry: 30 minutes before closing)
- 🚫 Mondays (Closed on the following day if Monday is a holiday),
Year-end and New Year holidays
- 💰 ¥310 for adults, ¥150 for junior-high and elementary school students


Maiko Marine Promenade 舞子海上プロムナード (MAP P7-9)



A 317-meter-long observation facility constructed in the bridge girder, situated approximately 47 meters above the sea. Have a thrilling experience walking on the walkway looking down on Akashi Strait.

- 🕒 9:00am - 6:00pm, 9:00am - 7:00pm (during the Golden Week holidays and summer holidays) (Last entry: 30 minutes before closing)
- 🚫 Second Monday of the month (from October to March),
Year-end and New Year holidays
- 💰 ¥250 for adults
(¥300 on Sat, Sun and national holidays),
free for high school students and below

29 A lot of experience programs you can't have anywhere else!



Kobe Winery

神戸ワイナリー (MAP P7-10)

A winery situated on the hill overlooking Kobe's cityscape. A free vineyard tour is available. *Reservations required

- 🕒 9:00am - 5:00pm
- 🚫 None
- 🆓 Free



KOBE SUMA SEA WORLD 神戸須磨シーワールド (MAP P7-11)

An aquarium where you can learn "how important life is" through enjoying powerful killer whale performances and experiencing aquatic creatures.


- 🕒 10:00am - 6:00pm (Last entry: one hour before closing)
*Varies with the season
- 🚫 Non-fixed holiday
- 💰 ¥2,900~¥3,700 for adults, ¥1,700~¥1,800 for children
aged 4 and above to junior high school students
*Varies with the season

Michi-no-Eki KOBE Fruit & Flower Park Ozo

道の駅 神戸フルーツ・フラワーパーク大沢 (MAP P7-12)

Seasonal fruit picking is available from early August to late October. Enjoy picking grapes, Japanese pears and apples in the large orchard. Check the website for the fee and the harvest times for each fruit.

- 🕒 Weekdays 10:00am-4:00pm Sat, Sun, and national holidays
10:00am-4:30pm
(Last entry: one hour before closing)
- 🚫 The facility may be closed depending on the ripeness of the fruits
- 🔄 Varies according to the fruit



glicopia KOBE グリコピア神戸 (MAP P7-13)

A facility run by a food company "Ezaki Glico." Popular attractions include "Digital Cooking" where you can make your own candy by touching the computer screen.

- *Reservation required
- 🕒 9:30am - 4:30pm
- 🚫 Fridays
- 🆓 Free

30 Enjoy retail shopping at mega outlet malls



MITSUI OUTLET PARK MARINE PIA KOBE

三井アウトレットパーク マリンピア神戸 (MAP P7-14)

An outlet mall located on the waterfront with a picturesque view of the sunset, with nearly 130 fashion retail and specialty stores.

KOBE-SANDA PREMIUM OUTLETS®

神戸三田プレミアム・アウトレット (MAP P7-15)

One of the largest outlet malls in western Japan, with roughly 210 international and Japanese brands.

🕒 10:00am – 8:00pm

(Varies depending on the season and the shop)

🗓️ Third Thursday in February

🆓 Free



31 An old house in satoyama, an area with traditional rural landscape of Japan, that was turned into a café

Ogo Honjin Ruin

淡河宿本陣跡 (MAP P7-16)

Visitors can enjoy special meals and seasonal drinks at a historic house built about 300 years ago while enjoying the traditional Japanese atmosphere. You can freely explore the premises.



🕒 11:00am – 4:00pm

(Last call: 2:00pm for lunch, 3:00pm for drinks)

🗓️ Tues

🆓 Free *Except for food and drinks

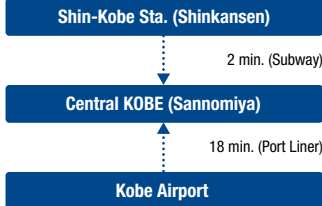
memo

ACCESS GUIDE

by Airplane



To Central KOBE (Sannomiya)



Port Liner

by JR/Shinkansen



Transport Pass

Usable within /outside the city

Japan Rail Pass

This is a pass jointly issued by six JR Group companies. It's a convenient and cost-effective pass for traveling throughout Japan by rail.



Kansai Thru Pass

This is an unlimited ride pass for subways, private railway trains, and buses within the entire Kansai region. Moreover, passholders are eligible for discounts at nearly 350 tourist facilities along the railroad/bus lines.



Bay Shuttle

This is a high-speed boat service connecting Kobe Airport and Kansai International Airport. A special discount is offered to tourists from abroad: the regular price of ¥1,880 for the adult-fare ticket is reduced to ¥500.



Usable within the city

Kobe City Bus & Subway 1-Day Pass

This is a one-day unlimited-ride pass for Kobe City Bus and Subway lines. (As for the lines jointly operated with other transport companies, this pass is only valid on City Bus lines and the Sanyo Bus Tokyu Route 15 line.)



Kobe 1-Day Loop Bus Ticket

This is a one-day unlimited-ride pass for The CITY LOOP and Port Loop bus that stops at major tourist sites in Kobe. Passholders are eligible for discounts at about 30 facilities in the city.



Kobe 1-Day Tour Coupon

This is a one-day unlimited-ride pass for trains (except for JR trains) in the Kobe city area. It comes with a coupon that can be used at one of the facilities from the applicable tourist facilities in the city.



Japanese Only

