

ACCESS GUIDE

by Airplane



To Central KOBE (Sannomiya)

Shin-Kobe Sta. (Shinkansen)

2 min. (Subway)

Central KOBE (Sannomiya)

18 min. (Port Liner)

Kobe Airport



Port Liner

by JR/Shinkansen



Transport Pass

Usable within /outside the city

Japan Rail Pass

This is a pass jointly issued by six JR Group companies. It's a convenient and cost-effective pass for traveling throughout Japan by rail.



Kansai Thru Pass

This is an unlimited ride pass for subways, private railway trains, and buses within the entire Kansai region. Moreover, passholders are eligible for discounts at nearly 260 tourist facilities along the railroad/bus lines.



Bay Shuttle

This is a high-speed boat service connecting Kobe Airport and Kansai International Airport. A special discount is offered to tourists from abroad: the regular price of ¥1,880 for the adult-fare ticket is reduced to ¥500.



Usable within the city

Kobe City Bus & Subway 1-Day Pass

This is a one-day unlimited-ride pass for Kobe City Bus and Subway lines. (As for the lines jointly operated with other transport companies, this pass is only valid on City Bus lines and the Sanyo Bus Tokyu Route 15 line.)



Kobe 1-Day Loop Bus Ticket

This is a one-day unlimited-ride pass for The CITY LOOP and Port Loop bus that stops at major tourist sites in Kobe. Passholders are eligible for discounts at about 30 facilities in the city.



Kobe 1-Day Tour Coupon

This is a one-day unlimited-ride pass for trains (except for JR trains) in the Kobe city area. It comes with a coupon that can be used at one of the facilities from the applicable tourist facilities in the city.



OFFICIAL TRAVEL GUIDE OF

— KOBE —

KOBE TOURISM BUREAU

Sannomiya Building East 9F, 6-1-12 Goko St., Chuo Ward, Kobe City, Hyogo Prefecture 651-0087
<https://www.feel-kobe.jp/en/>



Date of issue: June, 2022

TAKE FREE

Experiences in KOBE

Travel Guide KOBE

ENGLISH



Yumoto Zaka Slope, Arima Hot Spring




CITY

The city where the history and modern culture co-exist

One of Japan's major cosmopolitan cities, Kobe has been thriving as a gateway to the world since its port opened in 1868.

Just outside Sannomiya, the center of Kobe, lies the waterfront area with cutting-edge facilities as well as areas with historical ambience such as Kyukyoryuchi, the former foreign settlement, Kitano district, the former foreign residence district, and Nankinmachi, Kobe's Chinatown.

Explore the beautiful city with a perfect blend of history and contemporary culture.



NATURE

The ocean and mountains lying close to the city

Another charming aspect of Kobe is that nature is just around the corner.

Mt. Rokko overlooking the city, Suma Beach with its beautiful white sand and green pine trees, the traditional landscape in Ogo, where you can enjoy peaceful countryside scenery...

These are all within 30 minutes of the city center by car or train.

Lying so close to nature, Kobe offers visitors a wonderful experience.





CUISINE

Diverse food culture that has developed in its own unique way

Kobe's food culture has developed as a blend of various foreign influences.

World-famous Kobe beef and Japanese sake,
Yoshoku dishes created by adding a Japanese touch to Western meals,
Sobameshi, one of Japan's famous local dishes...

The list of recommended foods goes on and on. Enjoy a variety of delicious dishes to your heart's content.



RELAXATION

Seek healing at one of Japan's three ancient hot springs

Arima Hot Spring is well known as a historical spa resort that has been loved by great minds for more than 1,000 years.

It is considered to have great health benefits,
as it contains seven out of nine spring qualities designated by the national government.
Refresh yourself at the spa, then take a stroll at Yumoto Zaka Slope lined with eateries and gift shops,
visit a cafe where Geiko (Geisha) perform... Enjoy everything this spa resort has to offer.



TRAVEL TIPS

KOBE Free Wi-Fi



Public wireless LAN service is available at various locations in Kobe City, including the airport, train stations and restaurants.



Hotel Booking

This is a good website for hotel searches and booking in Kobe City. Search with preferences such as proximity to the airport, a station, or a sightseeing spot.



Tourist Information Center

Kobe Information Center

- Hours: 9:00am - 7:00pm
- Days Closed: Year-end and New Year holidays

Shin-Kobe Station Tourist Information Center

- Hours: 9:00am - 5:00pm
- Days Closed: Year-end and New Year holidays

Kitano Tourist Information Center

- Hours: 9:00am - 6:00pm (from March to October)
9:00am - 5:00pm (from November to February)
- Days Closed: Year-end and New Year holidays

Arima Onsen Tourist Information Center

- Hours: 9:30am - 5:00pm
- Days Closed: None

All-you-can-visit passport to tourist facilities in Kobe City



KOBE TOURISM SMART PASSPORT

This is an easy-to-use ticket that allows you to visit around 50 tourist facilities in Kobe City.



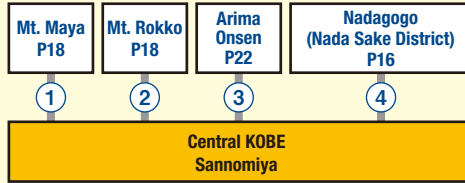
Enjoy Kobe with a tour guide

KOBE GUIDE TOUR

Get information on guided tours that visitors can join at ease.



ACCESS GUIDE

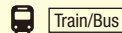


① To Mt. Maya (approx. 1 hr.)



Sannomiya Sta. Terminal → (Kobe City Bus 18) → Maya Cable-shita → (Maya Viewline) → Hoshi no Eki Sta.

② To Mt. Rokko (approx. 1 hr.)



▶ Sannomiya Sta. → (JR Kobe Line) → Rokkornichi Sta. → (Kobe City Bus 16, 106) → Rokko Cable Shita → (Rokko Cable Car) → Rokko Cable Sanjo Sta.

③ To Arima Onsen (30 min. by train, 45 min. by bus)

By train or bus



▶ Sannomiya Sta. → (Kobe Municipal Subway) → Tanigami Sta. → (Kobe Electric Railway) → Arimaguchi Sta. → (Kobe Electric Railway) → Arima Onsen Sta.



▶ Sannomiya Bus Terminal → (Hankyu/Shinku Bus, JR Bus) → Arima Onsen

④ To Nadagogo (Nada Sake District) (6-10 min.)



▶ Kobe Sannomiya Sta. → (Hanshin Railway) → Ishiyagawa Sta., Sumiyoshi Sta., Uozaki Sta.

KOBE CITY MAP



To Kansai International Airport

31 things to do in Kobe

Here are 31 must-have experiences for tourist to discover the charm of Kobe more thoroughly and efficiently.

Choose your favorite spots and make your own travel plans!

🕒 Hours 🚫 Day(s) Closed 💰 Fee 📍 Access ➡️ Period 📍 Meeting point

*Some facilities may be closed during the year-end and New Year holidays, and/or temporarily closed without prior notice. Also, some may be open even on regular holidays during busy seasons. Please check the facility's website before visiting.

Central Kobe

The central Kobe area extending from Sannomiya to the waterfront hosts various attractions, from sophisticated, cutting-edge facilities to spots with magnificent views that are easily accessible from the city center. It's a great place to start when exploring Kobe!

01 Spend time in a photogenic area brimming with port-town scenery



KOBE HARBORLAND 神戸ハーバーランド (MAP P9-1)

With shopping establishments, restaurants and cafes, this area is where visitors can take in all the attractions the harbor city has to offer. It's one of the most photogenic spots in Kobe.




Meriken Park メリケンパーク (MAP P9-2)

A waterfront park where you feel the sea breeze. It's surrounded by many Kobe's landmarks such as Kobe Maritime Museum.



BE KOBE Monument BE KOBEモニュメント

Great photo spots in Meriken Park and Port Island. These monuments give a different impression depending on where you take your photo from.



Kobe Port Tower 神戸ポートタワー (MAP P9-7)

* Currently closed for renovation. Scheduled to re-open in summer 2023.



Meriken Park (MAP P9-8)



Port Island Shiosai Park (MAP P9-9)

Kobe Cruising Tours 神戸クルージング

A variety of cruising tours off the coast of Kobe, from a casual pleasure boat cruise at a reasonable price to an elegant dinner cruise.



KOBE RESORT CRUISE both both KOBE

(MAP P9-3)



Welcome to our luxury gourmet cruise -CONCERTO-

(MAP P9-4)



KOBE BAY CRUISE Gozabune Atakemaru

(MAP P9-5)



The symbol of Kobe Port -Luminous Kobe 2

(MAP P9-6)



CITY LOOP

A bus service that loops around the city in about 65 minutes stopping at major tourist attractions. ¥700 for a one-day ticket.



Port Loop

An articulated bus service connecting Shin-Kobe Station and the waterfront area. ¥700 for a one-day ticket.



02 Experience Japan's most advanced technologies at Kobe's prominent facilities



Kobe Port Museum 神戸ポートミュージアム (MAP P9-10)

This is a composite cultural facility newly opened in October 2021. The most notable of its attractions is a theater-type aquarium "AQUARIUM×ART átoa," which allows visitors to have some relaxation time at its fantastic space displaying creatures using scenography and digital art. Other attractions include a food court "TOOTH TOOTH MART FOOD HALL & NIGHT FES" and the "VOYAGE KOBE" bridal service

AQUARIUM×ART átoa

🕒 10:00am - 9:00pm 🚫 None
💰 ¥2,400 for adults, ¥1,400 for elementary school students, ¥800 for pre-school children, free for children under three

TOOTH TOOTH MART FOOD HALL & NIGHT FES

🕒 11:00am - 11:30pm
(Last call: 10:30pm for food, 11:00pm for drinks)
🚫 Closed irregularly

VOYAGE KOBE

🕒 10:00am - 7:00pm 🚫 Wednesdays



Japanese Info Only




03 Appreciating traditional Japanese techniques and their history

Takenaka Carpentry Tools Museum 竹中木工道具館 (MAP P9-11)



This is a museum specializing in carpentry tools, where you can learn about the history and different kinds of Japanese carpentry tools, sophisticated craftsmanship, and the difference between these and tools from overseas by actually touching them and using your five senses. The full-scale model of a teahouse showing traditional Japanese beauty is a must-see. You can also attend workshops that allow you to experience woodworking and use carpentry tools (see the official website for dates and times).

- 9:30am - 4:30pm (Last entry: 4:00pm)
- ✖ Mondays (Closed on the following day if Monday is a holiday)
- ¥700 for adults, ¥500 for college and high school students
- *Additional charge required for some workshops.



Sorakuen Garden 相楽園 (MAP P9-12)

A traditional Japanese garden evoking a ravine in the mountains is situated in the vast premises measuring about 20,000 square meters. Visitors can appreciate the beautiful landscape while taking a stroll and crossing the stone bridge.

- 9:00am - 5:00pm (Last entry: 4:30pm)
- ✖ Thursdays (Closed on the following day if Thursday is a holiday)
- ¥300 for adults, ¥150 for junior-high and elementary school students



04 Enjoy unique experiences at the Japanese corporate museums

ASICS Sports Museum

アシックススポーツミュージアム (MAP P9-13)



A museum of ASICS, a sporting goods company from Kobe invites visitors to learn about the world's top athletes and actually touch different kinds of shoes for different sports.

- 10:00am - 5:00pm (Last entry: 4:30pm)
- ✖ Sundays, Mondays, and national holidays
- Free



Kawasaki Good Times World


カワサキワールド (MAP P9-14)

Well known as a motorcycle manufacturer, Kawasaki Motors also manufactures a wide variety of other products, including airplanes, railroad vehicles, and robots. This museum offers you a chance to see, touch, and learn about Kawasaki products. Enjoy the thrill of actually sitting on real motorcycles or in a Shinkansen driver's seat.

- 10:00am - 6:00pm (Last entry: 5:30pm)
- ✖ Mondays (Closed on the following day if Monday is a holiday)
- ¥900 for adults, ¥400 for high, junior-high and elementary school students



05 Visit a healing spot easily accessible from the city center



Kobe Nunobiki Herb Gardens & Ropeway

神戸布引ハーブ園／ロープウェイ (MAP P9-15)

Home to 75,000 flowers and herbs covering about 200 species, this is one of the largest herb gardens in Japan. Take a 10-minute ropeway ride from the city area to enjoy a luxurious time dining at the restaurant and relaxing in a hammock.

- Varies seasonally. Check the official website before visiting.
- ✖ None: (Ropeway service may be suspended and the Gardens may be closed due to bad weather or winter maintenance)
- Admission fee (ropeway ticket + herb garden admission) ¥1,800 round trip for adults, ¥900 round trip for junior-high and elementary school students




Nunobiki Waterfalls

布引の滝 (MAP P9-16)

Nunobiki Waterfalls is the collective name of four falls: Ontaki, Mentaki, Meotodaki and Tsutsumigadaki. A 15-minute hike through the walking path on the mountain side of Shin-Kobe Station will take you to the waterfalls. Ontaki is a magnificent sight, with gushing water falling from the height of 43 meters.

- 24 hours
- ✖ None
- Free



06 Pay a visit to these special shrines to get a goshuin stamp

Kobe Kitano Tenman Shrine

神戸北野天満神社 (MAP P9-17)



One of Kobe's best known sightseeing areas, Kitano is named for this shrine. It stands on a hill overlooking the cityscape of Kobe. They have Japanese plum flower goshuin stamp as well as cute amulets and talismans.

- 7:00am - 5:00pm (goshuin stamping: 9:00am - 5:00pm)
- ✖ None
- Free (¥500 for goshuin)



IKUTA JINJA

生田神社 (MAP P9-18)

A traditional shrine founded about 1,800 years ago. Its deity is believed to bring luck in finding a good partner, good friends, etc., and there are two kinds of goshuin stamps: monthly and seasonal.

- 7:00am - 5:00pm (goshuin stamping: 9:00am -)
- ✖ None
- Free (¥500 and up for goshuin stamp)



[Goshuin] A stamp given as proof of pilgrimage to shrines or temples (charge applies)

07 To the place that shows Kobe's history created through the fusion of different cultures

Kobe Kitano Ijinkan-Gai

神戸北野異人館街 (MAP P9-19)



Weathercock House



Uroko House and Observation Gallery



Rhine House



Platon Decorative Arts Museum



Kaori-no-ie Olandakan (Former Wolhin's House)



Moegi House

Many foreign merchants and diplomats settled in this hilly district of Kitano about 150 years ago, and about 30 of their western-style residences, called Ijin-kan, remain. Take a stroll, feeling the unique atmosphere created through the fusion of different cultures. This district also offers a variety of cafés, gift shops, and restaurants serving exotic dishes.



Kobe Muslim Mosque

神戸ムスリムモスク (MAP P9-20)



A mosque founded in 1935 by Muslims living in Kobe. It is said to be the first mosque built in Japan and is visited by many followers of Islam today.

- 🕒 10:00am - 5:00pm
*Varies seasonally
- 🚫 None
- 💰 Free



Japanese Info Only

Kobe City Museum

神戸市立博物館 (MAP P9-21)



The museum's nearly 70,000 items include National Treasures excavated in Kobe and articles of Namban art that flourished through trade with Europe in the 16th and 17th centuries.



- 🕒 9:30am - 5:30pm (Last entry: 5:00pm), 9:30am - 7:30pm (Last entry: 7:00pm) on Fridays and Saturdays. Opening hours are subject to change
- 🚫 Mondays (Closed on the following weekday if Monday is a holiday)
- 💰 1F Free / 2F Collection room: ¥300 for adults, ¥150 for college students (Special Exhibition admission fee may vary)

08 Enjoy shopping and dining at one of Kobe's most popular commercial complexes

Kobe Harborland umie

神戸ハーバーランドumie (MAP P9-22-23)



A large commercial complex with nearly 230 fashion retail stores and restaurants. There's a lot to do here to fill your day. Have a nice relaxing lunch while watching the ocean, do some shopping, and hunt for souvenirs. The 50-meter-high Ferris wheel is a must-try.

NORTH MALL / SOUTH MALL

- 🕒 10:00am - 8:00pm (Varies according to the shop)
- 🚫 None
- 💰 Free

MOSAIC

- 🕒 Shops: 10:00am - 8:00pm
Eateries: 11:00am - 10:00pm (Varies according to the shop)
- 🚫 None
- 💰 Free *Ferris wheel: ¥800 and up



09 Satisfy your appetite with Chinese cuisine at one of the three largest Chinatowns in Japan



Nankinmachi 南京町 (MAP P9-24)

The biggest Chinatown in western Japan. The area is packed with more than 100 shops and restaurants. There are also a lot of food stands selling Dim Sum to go.



Japanese Info Only

10 Enjoy delicious breakfast prepared with ingredients from Kobe

EAT LOCAL KOBE FARMERS MARKET


イートローカルコウベファーマーズマーケット

Farmers, bakers, vendors of local foods and more from Kobe City gather for a market every Saturday. There are eateries where visitors can have breakfast made with ingredients from Kobe. Check the official website or social media for dates and locations.

- 🌐 See the website for dates and times
- 💰 Free



Japanese Info Only



Kobe Motomachi Night Cruise

神戸元町ナイトクルーズ



Join this tour to enjoy tasting delicious drinks and food in Motomachi. After gathering at the meeting point, the guide will take you to two local bars, where you'll have fun interacting with the bar owners and other participants. You're more than welcome to join in by yourself; the guide will be there the whole time.



- 💰 ¥5,000
- 🕒 Approx. 2 hours (Meet at 8:45pm, start at 9:00pm)
- 🗓 Every Monday (except for national holidays)
- 📍 Guest House Kobe Nadeshikoya, 1st floor lounge



11 Meet popular anime characters and adorable animals at family-friendly attractions in Kobe!



Kobe Animal Kingdom 神戸どうぶつ王国 (MAP P9-25)

An animal and plant park where visitors are welcome to pet and feed many kinds of animals, including capybaras and alpacas. Their bird performance shows featuring birds flying gracefully overhead are a must-see.

- Mon to Wed, and Fri: 10:00am – 5:00pm (Last entry: 4:30pm), Sat, Sun and national holidays: 10:00am – 5:30pm (Last entry: 5:00pm)
*Closes 30 minutes early from December to February
- ✕ Thursdays (Open if Thursday is a national holiday)
- ¥1,800 for adults,
¥1,000 for elementary school students,
¥300 for children aged 4 and 5



KOBE Anpanman Children's Museum & Mall

神戸アンパンマンこどもミュージアム&モール (MAP P9-26)

The museum transports you into the fun world of Japan's popular animation "Soreike! Anpanman."

The mall has a lot of shops with character goods and food.



©Takashi Yanase/Froebel-kan,TMS,NTV

- 10:00am - 6:00pm (Last entry: 5:00pm)
- ✕ May be temporarily closed for maintenance
- ¥2,000 – ¥2,500 for children aged 1 and over *Free admission to the mall



Kitano Meister Garden

北野工房のまち (MAP P9-27)

A former elementary school building turned into a sightseeing spot, where visitors can choose from more than 60 workshops to enjoy activities such as Japanese candle painting and making a leather coin purse.



- 10:00am - 6:00pm
- ✕ Closed irregularly
- Free

*Additional fee charged for workshops



Japanese Info Only



Tracing the Quaintness Nature and Traditional Crafts in Kobe

都会の一角に残された趣をたどる。神戸の自然・伝統工芸探訪ツアー



This tour takes you to see the nature, the traditional craftsmanship and the culture nurtured in Kobe. The first stop is Nunobiki Waterfalls, where you'll see the majestic workings of nature. Then at Takenaka Carpentry Tools Museum, you can learn about the carpentry techniques that form the foundation of Japanese wooden architecture. At the end of the tour, you'll visit Sorakuen, which features a unique atmosphere created through the perfect blend of nature, tradition, and Japanese and Western cultures.



- ¥22,330per group (up to 6 people)
*Fees for transportation, admission and workshops are not included in the tour fee.
- Approx. 6 hours (starts at 9:30am or 12:00pm)
- Held throughout the year. Check the booking calendar on the website for details.
- JR Sannomiya Sta., Midori-no-Madoguchi Ticket Office

Recommended Route

PLAN
A


Route full of activities,
travelling around port city Kobe

START | Sannomiya Station

- Take the Port Loop bus from Sannomiya Sta. Terminal, approx. 7 minutes
- Disembark at Shinkocho, 2 minutes

Have a unique aquarium experience at Kobe Port Museum

Enjoy yourself at this theater-type aquarium "AQUARIUM×ART átoa," which creates a fantastic atmosphere by displaying nearly 100 kinds of creatures using scenography and digital art.



Kobe Port Museum (P9)

- Take the Port Loop bus from Shinkocho, approx. 9 minutes
- Disembark at Port Tower-mae, walk for 2 minutes

Enjoy a variety of attractions and go on a pleasure boat at Meriken Park

After having fun on a variety of attractions at Kawasaki Good Times World, have a cruise on a Japanese pleasure boat and watch the cityscape.



Kawasaki Good Times World (P10)



KOBE BAY CRUISE
Gozabune Atakemaru (P8)

- Take the Port Loop bus at Port Tower-mae, approx. 5 minutes
- Disembark at Harborland, walk for 2 minutes

Enjoy shopping and watch the ocean and the city from the Ferris wheel at KOBE HARBORLAND

Shop for souvenirs and enjoy dining at KOBE HARBORLAND umie. Don't forget to ride the MOSAIC Big Ferris Wheel to see the beautiful ocean and the cityscape of Kobe.



Kobe Harborland umie (P12)

GOAL Take the Port Loop bus to Sannomiya Sta. Terminal


PLAN
B

Route that lets you experience
Kobe's nature and traditions

START | Shin-Kobe Station

- Approx. 15-minute walk from JR Shin-Kobe Station

Hike while enjoying the marvelous view at Nunobiki Waterfalls, which is called an urban oasis




Nunobiki Waterfalls (P11)

A beautiful nature spot accessible by foot from the nearest station. An uphill hike watching the beautiful waterfalls will take you to an observatory that commands a marvelous view. Make sure to wear comfortable clothes for hiking.

- Hiking in nature for about 60 minutes

Have a relaxing time at Kobe Nunobiki Herb Gardens full of seasonal herbs

One of the largest herb gardens in Japan. Have a relaxing time viewing seasonal flowers and herbs and dining at the café and restaurant.




Kobe Nunobiki Herb Gardens & Ropeway (P11)

- Take the ropeway from Herb Gardens Sancho Station, approx. 10 minutes
- Disembark at Herb Gardens Sanroku Station, walk for 10 minutes

Learn about Japan's traditional carpentry techniques at Takenaka Carpentry Tools Museum

A museum that showcases Japan's traditional craftsmanship. Discover Japanese craftsmen's techniques and passion through a variety of interactive exhibits and workshops.



Takenaka Carpentry Tools Museum (P10)

GOAL Enjoy Kobe beef for dinner!

Eastern Kobe

The eastern part of Kobe City hosts Japan's top sake production district, Nadagogo. This area is also full of artistic places, including lots of museums.

12 Enjoy sake brewed in the top sake producing area in Japan

Nadagogo (Nada Sake District) 灘五郷 (MAP P17-1)

Famed as Japan's top sake production district, Nadagogo comprises sake breweries in Nishigo, Mikagego, and Uozakigo in Kobe City and Nishinomiya and Imazugo in Nishinomiya City. This area produces 25 percent of Japan's sake. Visitors can see the sake storehouse as well as taste and purchase sake.



HAKUTSURI Sake Brewery Museum



SAKAGURA
(Old Japanese Sake Brewery)
Sawanotsuru Sake Museum



HAMAFUKUTSURI
GINJO-KOUBOU



Kiku-Masamune Sake
Brewery Museum

Major Sake Breweries

Sawanotsuru, Fukuju's Sake Brewery Kobe Shushinkan, Kiku-Masamune, Hakutsuru, Sakuramasamune, Hamafukutsuru, and more



Kobe: Sake Tasting Tour at Local Breweries 神戸市灘区 日本酒試飲ツアー



An experienced guide will introduce you to the deep world of Japanese sake. You will visit four breweries where you can enjoy more than 20 kinds of sake. Do not forget to take some pictures at the many picturesque spots.

- ¥7,900 Approx. 3.5-4 hours (starting at 1:00pm)
- Everyday except Mondays
- Meet at Hanshin Ishiyagawa Station



13 Learn how to prepare for earthquakes

The Great Hanshin-Awaji Earthquake Memorial Disaster Reduction and Human Renovation Institution

阪神・淡路大震災記念 人と未来防災センター (MAP P17-2)



The main exhibits include a diorama of the area, showing how it was destroyed by the Great Hanshin-Awaji Earthquake that occurred in 1995.

- Tues to Thurs, and Sun: 9:30am - 5:30pm (Last entry: 4:30pm. 5:00pm from July to September)
- Fri and Sat: 9:30am - 7:00pm (Last entry: 6:00pm)
- Mondays (Closed on the following day if Monday is a holiday)
- ¥600 for adults, ¥450 for college students



14 See adorable animals at the zoo where you can easily spend a whole day



Kobe Oji Zoo 神戸市立王子動物園 (MAP P17-3)

Kobe Oji Zoo features nearly 130 kinds of animals. Popular attractions include feeding times for koalas. A zoological science center and amusement park with a Ferris wheel are located within the grounds.

- March to October: 9:00am - 5:00pm (Last entry: 4:30pm)
- November to February: 9:00am - 4:30pm (Last entry: 4:00pm)
- Wednesdays (Open if Wednesday is a national holiday)
- ¥600 for high school students and above
- *Additional charge required for the rides at the amusement park




15 Immerse yourself in art at museums featuring different genres



Hyogo Prefectural Museum of Art 兵庫県立美術館 (MAP P17-4)

This museum hosts a collection of artworks of modern times by artists associated with Hyogo Prefecture. Its distinctive building was designed by famed Japanese architect Tadao Ando. Unique artworks are displayed outdoors, which is a good photo spot.

- 10:00am - 6:00pm (Last entry: 5:30pm)
- *Closing time may vary during a special exhibition.
- Mondays (Closed on the following day if Monday is a holiday)
- ¥500 for adults, ¥400 for college students
- *Admission fee varies during a special exhibition.



Kobe Fashion Museum

神戸ファッション美術館 (MAP P17-5)

This museum houses various materials related to fashion, as well as special exhibitions, which are open to the public.



- 10:00am - 6:00pm (Last entry: 5:30pm)
- Mondays (Closed on the following weekday if Monday is a holiday)
- Admission fee varies depending on the special exhibition.

Yokoo Tadanori Museum of Contemporary Art

横尾忠則現代美術館 (MAP P17-6)



This museum showcases a variety of artwork by Tadanori Yokoo, who was born in Hyogo Prefecture. It also holds exhibitions of artists associated with Yokoo as well as various themed exhibitions.

- 10:00am - 6:00pm (Last entry: 5:30pm)
- Mondays (Closed on the following weekday if Monday is a holiday)
- ¥700 for adults, ¥550 for college students



Access

[To Nadagogo] Kobe-Sannomiya Sta. → (Hanshin Main Line) → Disembark at Ishiyagawa Sta., Sumiyoshi Sta., or Uozaki Sta. to access the brewery of your choice

Mt.Rokko&Mt.Maya

Mt. Rokko and Mt. Maya, both easily accessible from central Kobe, full of leisure standing in the middle of nature.
Enjoy the beautiful cityscape of Kobe from observatories.

16 Experience Kobe's panoramic view at one of Japan's most famous best-view spots

Rokko Garden Terrace/Rokko-Shidare Observatory

六甲ガーデンテラス／自然体感展望台 六甲枝垂れ (MAP P19-1) 📍 Close to "Rokko Garden Terrace" on the Rokko Sanjo Bus



Rokko Garden Terrace is a complex facility where visitors can enjoy a great panoramic view. Rokko-Shidare Observatory, featuring a design of "a giant tree standing on top of Mt. Rokko," is lit up by LED lights at night, which is a must-see.


Rokko Garden Terrace

- 📍 Varies according to the shop
- 🍷 Varies according to the shop
- 🆓 Free



Rokko-Shidare Observatory

- 🕒 10:00am – 9:00pm (Last entry: 8:30pm)
- 🍷 None
- 👤 ¥310 for adults, ¥210 for children aged 4 and above and elementary students



Rokko-Shidare Observatory

17 Pay a visit to one of Kobe's spiritual places

Mayasan Tenjoji Temple

摩耶山天上寺 (MAP P19-2) 📍 10-minute walk from Hoshinoeki Sta.




Located on top of Mt. Maya, this temple is popular among locals and tourists for warding off bad luck and bringing good fortune, as well as for pregnancy and smooth childbirth. The mountain itself has been worshipped as sacred.



- 🕒 9:00am – 5:00pm
- 🍷 None
- 🆓 Free



Japanese Info Only



18 Musical performances by automated instruments in the middle of Mother Nature

Rokko Forest Sound Museum

ROKKO森の音ミュージアム (MAP P19-3)

📍 Close to "Museum-mae" on the Rokko Sanjo Bus

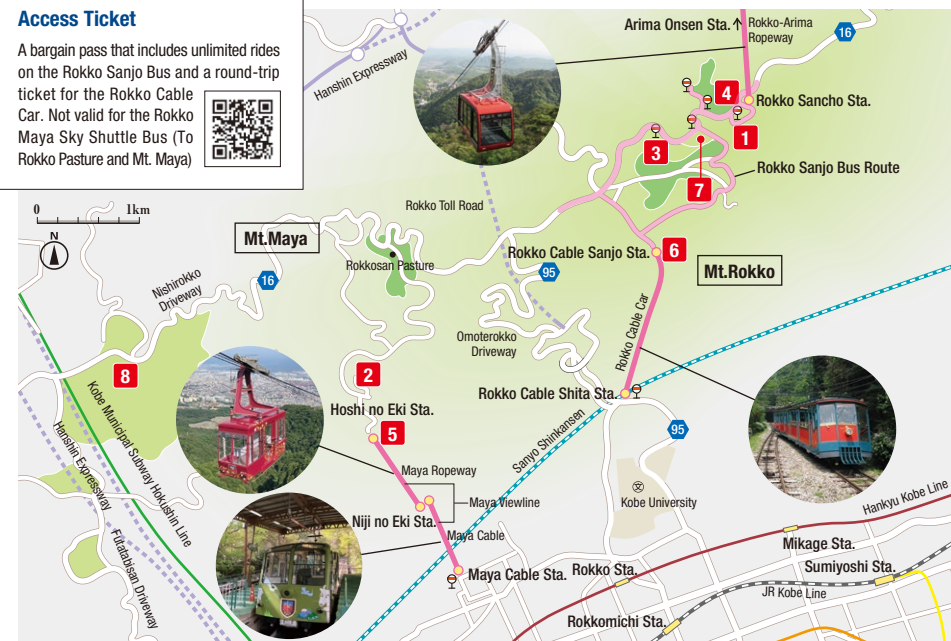
Visitors can enjoy displays of automated musical instruments and their performances. They can also enjoy sound-related exhibitions in the midst of nature at SIKI Garden, which was newly opened in summer 2021.

- 🕒 10:00am – 5:00pm (Last entry: 4:30pm) 🌿 Thursdays
- 👤 ¥1,300 for adults, ¥600 for children aged 4 and above and elementary school students



Access Ticket

A bargain pass that includes unlimited rides on the Rokko Sanjo Bus and a round-trip ticket for the Rokko Cable Car. Not valid for the Rokko Maya Sky Shuttle Bus (To Rokko Pasture and Mt. Maya)



Access

[To Mt.Maya] Sannomiya Sta. Terminal → (Kobe City Bus 18) → Maya Cable-shita → (Maya Viewline) → Hoshi no Eki Sta.
[To Mt.Rokko] Sannomiya Sta. → (JR Kobe Line) → Rokkomichi Sta. → (Kobe City Bus 16, 106) → Rokko Cable Shita → (Rokko Cable Car) → Rokko Cable Sanjo Sta.
[Fees] Maya Viewline: ¥900 one way for adults, ¥450 one way for elementary school students
Rokko Cable Car: ¥600 one way for adults, ¥300 one way for elementary school students



Rokko Sanjo Bus

Connects Rokko Sanjo Station of the Rokko Cable Car and Sancho Station of the Rokko-Arima ropeway



19 Move your body and feel refreshed at one of the largest outdoor adventure parks in Japan!

Mount Rokko Athletic Park GREENIA / Rokko Snow Park

六甲山アスレチックパークGREENIA／六甲山スノーパーク (MAP P19-4) 📍 4-min walk from "Athletic Park-mae" on the Rokko Sanjo Bus
*One-min walk from "Rokko Snow Park" in wintertime

This large outdoor adventure park can be enjoyed from spring to autumn. In winter it becomes an artificial ski ground. It consists of 164 kinds of obstacle courses and types of playground equipment, with plenty of photogenic spots. The ski ground includes a gentle slope and a slope for snow play, perfect for beginners and families.



Mount Rokko Athletic Park GREENIA

- 🕒 10:00am – 5:00pm (Last entry: 4:30pm)
- 🌿 Thursdays, during wintertime
- 👤 ¥3,000 for adults



Rokko Snow Park

- 🕒 9:00am – 5:00pm, (Sat, Sun, and national holidays) 9:00am – 8:00pm
- 🌿 None (Open only during wintertime)
- 👤 ¥2,200 for adults, ¥1,100 for children
- *Additional fee required for the ski lift



20 See the breathtaking “ten-million-dollar” night view of Kobe




Kikuseidai

掬星台 (MAP P19-5) 📍 Close to Hoshinoeki Sta. of Maya Viewline

An observatory point in front of the Maya Viewline Hoshinoeki Station. It is accessed by a cable-car and ropeway system. Located at about 700 meters above sea level, it commands a stunning night view of Kobe. It is listed among the top 3 night views in Japan.

- 🕒 24 hours
- ❌ None (Maya Viewline is closed on Tuesdays)
- ✅ None



Tenran Observatory

天覧台 (MAP P19-6) 📍 Close to Rokko Sanjo Sta. of Rokko Cable Car

An observation deck close to Rokko Sanjo Station. It offers an overwhelming panoramic view of Kobe, Osaka and even Wakayama. TENRAN CAFE overlooks the view.

- 🕒 7:10am - 9:00pm (except for the café)
- ❌ None (except for the café)
- ✅ None (except for the café)



21 Feel refreshed viewing plants in the area's magnificent nature



Kobe Municipal Arboretum

神戸市立森林植物園 (MAP P19-8)

This botanical garden showcases trees from all over the world, including Japan and North America, on the vast grounds covering 142.6 hectares. One of the highlights is the 50,000 or so hydrangea plants of 350 varieties, the flower of Kobe, which make a spectacular view when they come into bloom in early summer. Check the website for bus service departing from Sannomiya.

- 🕒 9:00am - 5:00pm (Last entry: 4:30pm)
- ❌ Wednesdays (Closed on the following day if Wednesday is a holiday)
- 💰 ¥300 for adults, ¥150 for junior-high and elementary school students



Rokko Alpine Botanical Garden 六甲高山植物園 (MAP P19-7)

📍 Close to “Kozan Shokubutsuen” on the Rokko Sanjo Bus

Located at 865 meters above the sea level near the top of Mt. Rokko and taking advantage of the cool weather, this garden cultivates about 1,500 varieties of alpine and cold-region plants from around the world in near-natural conditions. The natural scenery with seasonal plants such as spring blossoms and autumn foliage is stunning.

- 🕒 10:00am - 5:00pm (Last entry: 4:30pm)
- ❌ Closed irregularly. Closed from late November to mid-March
- 💰 ¥700 for adults, ¥350 for children aged 4 and above and elementary school students



Recommended Route

PLAN

Have fun moving your body in nature, and then relax at an ancient Japanese hot spring

START Rokko Cable-shita Station

- 🚠 Take the Rokko Cable Car from Rokko Cable-shita Station, approx. 10 minutes
- 🚶 Disembark at Rokko Sanjo Station, arrive at Rokko Cable Sanjo Station
- 🚌 Take the Rokko Sanjo Bus from Rokko Cable Sanjo Station, approx. 7 minutes
- 🚶 Disembark at “Athletic Park-mae,” walk for about 4 minutes

Enjoy obstacle courses at Mount Rokko Athletic Park GREENIA, one of the largest outdoor adventure parks in Japan

One of the largest outdoor adventure parks in Japan with land, water, and air-themed obstacle courses. The four obstacle difficulty levels allow you to try the ones that are best for you. Have a great adventure at GREENIA!




Mount Rokko Athletic Park GREENIA (P19)

🚶 Approx. 7-min walk from Mount Rokko Athletic Park GREENIA

Experience Kobe's magnificent view from Rokko Garden Terrace



Rokko Garden Terrace (P18)



A best-view spot on top of Mt. Rokko. Enjoy the panoramic view of Kobe City, Akashi-Kaikyo Bridge and Osaka Plains during the day, and the breathtaking “ten-million-dollar” city night view. Have a nice lunch at the restaurant or the café.

- 🚶 Walk for 7 minutes to arrive at Rokko Sancho Station from Rokko Garden Terrace
- 🚠 Take Rokko-Arima Ropeway at Rokko Sancho Station, approx. 12 minutes
- 🚶 Disembark at Arima Onsen, and walk for approx. 11 minutes

Having a foot bath at Kin-no-Yu of Arima Hot Springs will soothe your fatigue.



Kin-no-Yu (P22)



Take a stroll around the hot spring town of Arima, one of the most famed hot springs in Japan. Have a foot bath to heal your fatigue after a day full of activities. Then, take a walk around the town, or enjoy dipping in hot springs.

GOAL Go to Sannomiya by train or bus. It's wonderful to stay in Arima overnight too!

Arima Onsen

With about 30 minutes by train from Sannomiya or 45 minutes by highway bus takes you to Arima Onsen, one of the three oldest hot springs in Japan. It's fun to experience both Kin-no-Yu and Gin-no-Yu Spas, and then explore the hot spring town.

Characteristics of Arima Hot Springs

Kinsen, the reddish-brown hot spring containing iron and salt, is said to be good for joint pain and blood circulation. Featuring colorless hot spring water with a soft texture, Ginsen is said to enhance the metabolism and prevent hypertension.



22 Soak in Japan's oldest hot springs



Kin-no-Yu 金の湯 (MAP P23-1)

The spa with reddish-brown hot spring water. It has two bathrooms: Ichinoyu, with a motif of bamboo which is indispensable for traditional Arima crafts, and Ninoyu, with an autumn leaf motif.


- 8:00am - 10:00pm (Last entry: 9:30pm)
- The second and fourth Tuesday of the month (Closed on the following day if the second and fourth Tuesday is a holiday)
- ¥650 for adults, ¥340 for elementary school students



Gin-no-Yu

銀の湯 (MAP P23-2)

The Spa with Ginsen. Located in a quiet spot surrounded by many temples and shrines, this spa has a relaxing atmosphere. Modeled after a rock bath, this room features an air bubble function whose water bubbles provide pleasant stimulation.



- 9:00am - 9:00pm (Last entry: 8:30pm)
- The first and third Tuesday of the month (Closed on the following day if the first and third Tuesday is a holiday)
- ¥550 for adults, ¥290 for elementary school students

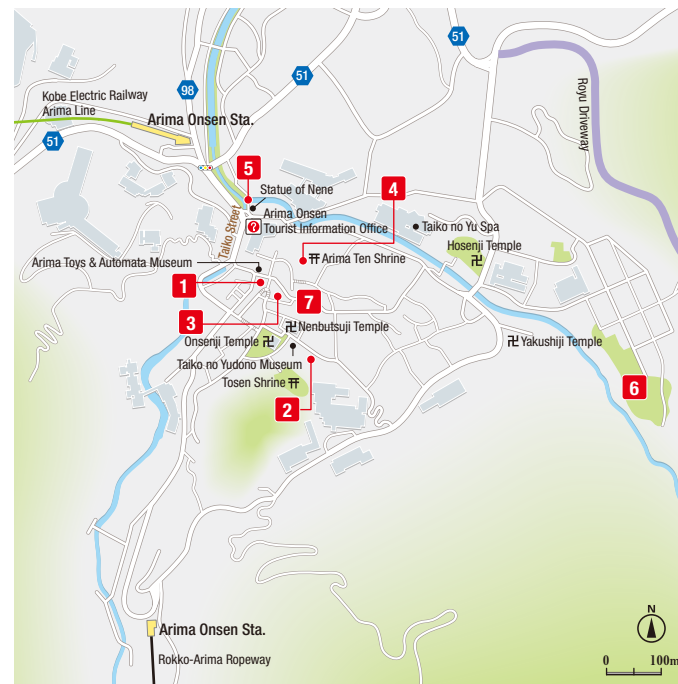
23 Visit a café where you can watch Geiko (Geisha) perform while tasting Japanese confectionery

Geiko Café Ito

芸妓カフェ 一糸 (MAP P23-3)

A café-bar where visitors can meet Arima Geiko. Watch their dance performance (starting at 12:00pm) and play ozashiki-asobi games with them, while tasting Japanese confectionery, matcha tea and snacks. You are allowed to take pictures with Geiko. Currently, open only on Saturdays and Sundays.

- 11:00am - 3:00pm
- *Reservations required for evening hours
- Monday to Friday
- Free *Except for drinks and snacks



Access

[To Arima Onsen]
(By train) Sannomiya Sta. → (Kobe Municipal Subway) → Tanigami Sta. → (Kobe Electric Railway) → Arimaguchi Sta. → (Kobe Electric Railway) → Arima Onsen
(By bus) Sannomiya Bus Terminal → (Hankyu Bus, Shinkai Bus) → Arima Onsen
 (From Mt. Rokko) Rokko Sancho Sta. → (Rokko-Arima Ropeway) <¥1,030 one way for adults, ¥520 one way for children> → Arima Onsen Sta.

24 Tour around photogenic spots in a hot spring town dancing in clouds of steam



Tenjin Spring 天神泉源 (MAP P23-4)



One of the main sources of Arima's hot spring water of about 98 degrees Celsius is located on the grounds of Ten Shrine. Gushing steam from the water supply device and the quiet atmosphere of the shrine are an appealing match.

Nene Bridge ねね橋 (MAP P23-5)



Located in the center of town, this bridge over the Arima river stands out with its beautiful, curved lines and bright red parapet.

Zuihoji Park 瑞宝寺公園 (MAP P23-6)



Famous for its cherry blossoms in spring and colored leaves in autumn, this park's impressive cultural heritage includes a gate relocated from a castle in Kyoto.

25 Get souvenirs of the hot spring town at Yumoto Zaka Slope



Tansan Senbei (Carbonated sweet crackers)

A local Arima Onsen specialty. These simply flavored crackers are made with flour and carbonated hot spring water, and seasoned with sugar and salt.



Arima Ningyo Fude (Doll brushes)

A brush that performs a cute trick: when you stand it up to write, a little doll comes out from the top of the holder. It's good for actual use and as an ornament too.

Yumoto Zaka Slope

湯本坂 (MAP P23-7)

Gift shops and restaurants are lined up along this town's main street, a narrow, meandering street of 400 meters.



Arimakago (bamboo baskets)

Traditional Arima handicraft, these flower baskets have been used in the tea ceremony since olden times. Witness the technique of superior craftsmanship in bamboo work with a fine appearance.



Arima's local cider & local craft beer

The cider with fizzy bubbles and the local craft beer made with underflow water from Mt. Rokko.



A Healing Journey Filled with History and Culture in Arima

神戸近郊「有馬温泉」の名所を全て網羅!歴史と文化が詰まった癒しの旅



A tour that teaches the history and culture of the Arima hot spring area, during a stroll around town. The guide will introduce you to the mechanism of the spring source at Tansan Spring Park. You can also experience the highlights of Arima by having a foot bath at Kin-no-Yu and visiting a Tansan Senbei shop.

- ¥18,150 per group (up to 6 people)
- *Fees for transportation, admission and workshops are not included in the tour fee.
- Approx. 4 hours (starting at 9:00am and 1:00pm)
- Held throughout the year. Check the booking calendar on the website for details.
- JR Sannomiya Sta., Midori-no-Madoguchi Ticket Office

Suburbs of Kobe

See the map on page 6-7.

The many attractions outside of Kobe include temples and natural parks that are perfect for relaxing.
Go a little farther to have fun and discover something new that even Kobe experts don't know.

26 Visit ancient burial mounds and temples that dot the city



Sumadera Temple 須磨寺 (MAP P7-1)

With a history that stretches back more than 1,100 years, this temple's highlights include a building restored to what it was 600 years ago as well as a vermillion tower. It also has statues of samurai, who fought in a battle here.

- 8:30am - 5:00pm
- None
- Free



Goshikizuka Tumulus 五色塚古墳 (MAP P7-2)



- 9:00am - 5:00pm
- None *Mondays from December to March (Closed on the following day if Monday is a holiday)
- Free



Japanese Info Only

Hyogo Great Buddha (Nofukuji Temple)

兵庫大仏 (能福寺) (MAP P7-3)



One of the three big Buddha statues in Japan, the Hyogo Great Buddha stands on the grounds of a temple founded in 805. The powerful 11-meter tall figure is overwhelming.

- 10:00am - 4:00pm
- None
- Free



Japanese Info Only



Taisanji Temple

太山寺 (MAP P7-4)

The main building was reconstructed more than 700 years ago. It is known as the only national treasure building in Kobe City.

- 8:30am - 5:00pm (8:30am - 4:30pm from December to February)
- None ● ¥300



Japanese Info Only

27 Refresh yourself at parks outside of Kobe City

Suma Rikyu Park

神戸市立須磨離宮公園 (MAP P7-5)



A park built on the site of a former imperial villa. Within the grounds, there is a fountain park with lawns and water canals arranged in geometric pattern, a rose garden, and playground equipment that children can enjoy.

- 9:00am - 5:00pm (Last entry: 4:30)
- Thursdays (Closed on the following day if Thursday is a holiday)
- ¥400 for adults, ¥200 for junior-high and elementary school students



Sumaura Sanjo Yuen Park 須磨浦山上遊園 (MAP P7-6)



A park on top of the mountain with an observatory looking over the ocean and islands.

- 10:00am - 5:00pm (May change depending on the season.)
- Tuesdays (Open if Tuesday is a national holiday)
- ¥1,800 for adults, ¥1,350 for elementary school students and below



Akashi Kaikyo National Government Park - Kobe Area あいなる山公園 (MAP P7-7)

Traditional Japanese rural landscape with old houses and plowed fields spreads out before your eyes. Workshops for various activities, including plowing, are held every day.

- 9:30am - 5:00pm *Varies seasonally ● Dec 31, Jan 1, and five weekdays in February
- ¥450 for adults, free for junior-high school students and below
- *Additional fee required for some programs



28 Learn in detail about Akashi-Kaikyo Bridge, the world's longest suspension bridge



Bridge World for Akashi-Kaikyo Bridge

明石海峡大橋ブリッジワールド (MAP P7-8)

A tour of the off-limits area lets you experience the size of the bridge. You can enjoy the magnificent view from the top of the bridge tower which is 300 meters above the sea. *Reservations required

- 9:30am – 12:10pm, 1:30pm – 4:10pm
- Thurs to Sun and national holidays from April to November
- ¥5,000 for adults, ¥2,500 for junior-high school students



Akashi-Kaikyo BRIDGE EXHIBITION CENTER 橋の科学館 (MAP P7-8)



This center offers the opportunity to learn about the bridging technology used to construct Akashi-Kaikyo Bridge through exhibitions and video displays. Experiencing bridge inspection work through a VR system is especially popular. (The VR is currently suspended. Please check the availability at the entrance.)

- 9:15am – 5:00pm (March – July 19, September – November), 9:15am – 6:00pm (July 20 – 31, and August), 9:15am – 4:30pm (December – February) (Last entry: 30 minutes before closing)
- Mondays (Closed on the following day if Monday is a holiday)
- ¥310 for adults, ¥150 for junior-high and elementary school students



Maiko Marine Promenade 舞子海上プロムナード (MAP P7-9)



A 317-meter-long observation facility constructed in the bridge girder, situated approximately 47 meters above the sea. Have a thrilling experience walking on the walkway looking down on Akashi Strait.

- 9:00am – 6:00pm, 9:00am – 7:00pm (during the Golden Week holidays and summer holidays) (Last entry: 30 minutes before closing)
- Second Monday of the month (from October to March)
- ¥250 for adults (¥300 on Sat, Sun and national holidays), free for high school students and below



29 A lot of experience programs you can't have anywhere else!



Kobe Winery

神戸ワイナリー (MAP P7-10)

A winery situated on the hill overlooking Kobe's cityscape. A free vineyard tour is available.

*Reservations required

- 9:00am – 5:00pm
- None
- Free



Suma Aqualife Park KOBE 神戸市立須磨浜水族園 (MAP P7-11)

A popular aquarium located along Suma beach offering lots of attractions, including sea turtle feeding.

- 9:00am – 5:00pm (Last entry 4:00pm)
- Wednesdays (from December to March, with some exceptions)
- ¥700 for adults, ¥300 and up for children

*Additional fee required for the feeding experience (quantity limited, first-come, first-served basis)
*Feeding experience may be cancelled depending on the condition of the animals



Michi-no-Eki KOBE Fruit & Flower Park Ozo

道の駅 神戸フルーツ・フラワーパーク大沢 (MAP P7-12)

Seasonal fruit picking is available from early August to late October. Enjoy picking grapes, Japanese pears and apples in the large orchard. Check the website for the fee and the harvest times for each fruit.

- Weekdays 10:00am-4:00pm Sat, Sun, and national holidays 10:00am-4:30pm (Last entry: one hour before closing)
- The facility may be closed depending on the ripeness of the fruits
- Varies according to the fruit



glicopia KOBE グリコピア神戸 (MAP P7-13)

A facility run by a food company "Ezaki Glico." Popular attractions include "Digital Cooking" where you can make your own candy by touching the computer screen.

*Reservation required

- 9:30am – 4:30pm
- Fridays
- Free



30 Enjoy retail shopping at mega outlet malls



MITSUI OUTLET PARK MARINE PIA KOBE

三井アウトレットパーク マリンピア神戸 (MAP P7-14)

An outlet mall located on the waterfront with a picturesque view of the sunset, with nearly 130 fashion retail and specialty stores.

* Temporarily closed from January 15, 2023 due to rebuilding plan.

- 10:00am – 8:00pm
- None
- Free



KOBE-SANDA PREMIUM OUTLETS®

神戸三田プレミアム・アウトレット (MAP P7-15)

One of the largest outlet malls in western Japan, with roughly 210 international and Japanese brands.

- 10:00am – 8:00pm (Varies depending on the season and the shop)
- Third Thursday in February
- Free




31 An old house in satoyama, an area with traditional rural landscape of Japan, that was turned into a café

Ogo Honjin Ruin

淡河宿本陣跡 (MAP P7-16)

Visitors can enjoy special meals and seasonal drinks at a historic house built about 300 years ago while enjoying the traditional Japanese atmosphere. You can freely explore the premises.



- 11:00am – 4:00pm (Last call: 2:00pm for lunch, 3:00pm for drinks)
- Tues, and national holidays
- Free *Except for food and drinks



KOBE, SHIOYA, a Quaint Fishing Town Walking Tour

神戸・塩屋、小さな港町ウォーキングツアー



Explore Shioya, a quaint fishing village nestled in a valley, with a friendly tour guide. Through interactions with local people, including fishermen and shop owners, you will discover a different aspect of Kobe. Also, there are many photo-worthy spots in the area, including the fishing port and Guggenheim House.



- ¥7,800 (Including snack and drink) *Available for two people or more
- Approx. 3 hours (starting at 10:00pm)
- Held throughout the year.
- Check the booking calendar on the website for details.
- Ticket gate of JR Shioya Station

